

# STAND TIPO D


DETALLE GENERAL

4X2 MTS

CABEZA NAVE

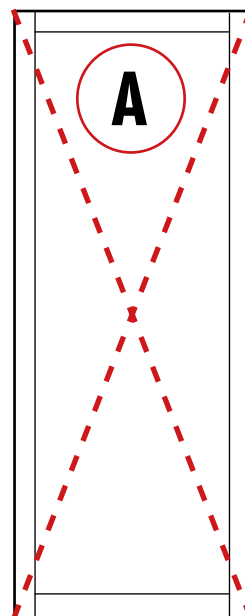


## DETALLE SISTEMA

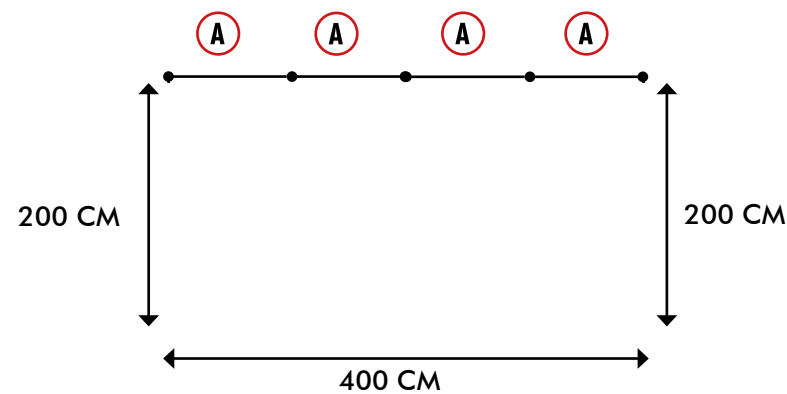


## AREA LIBRE PANEL

90 X 240 CM



## PLANTA



ALTURA GENERAL  
2.50 M

250 CM



## MOBILIARIO

**SILLA DE ATENCIÓN  
MALLA NEGRA**  
ATTENTION CHAIR BLACK MESH



**MESA PLEGABLE  
BLANCA**  
FOLDING TABLE WHITE



**BASURERO  
GRIS**  
GRAY WASTEPAPER

